



LUXEMBOURG INSURANCE  
AND REINSURANCE ASSOCIATION

**LUXEMBOURG INSURANCE**  
KEY FIGURES

**2018**


# 2018 AT A GLANCE

## INSURANCE SECTOR LUXEMBOURG

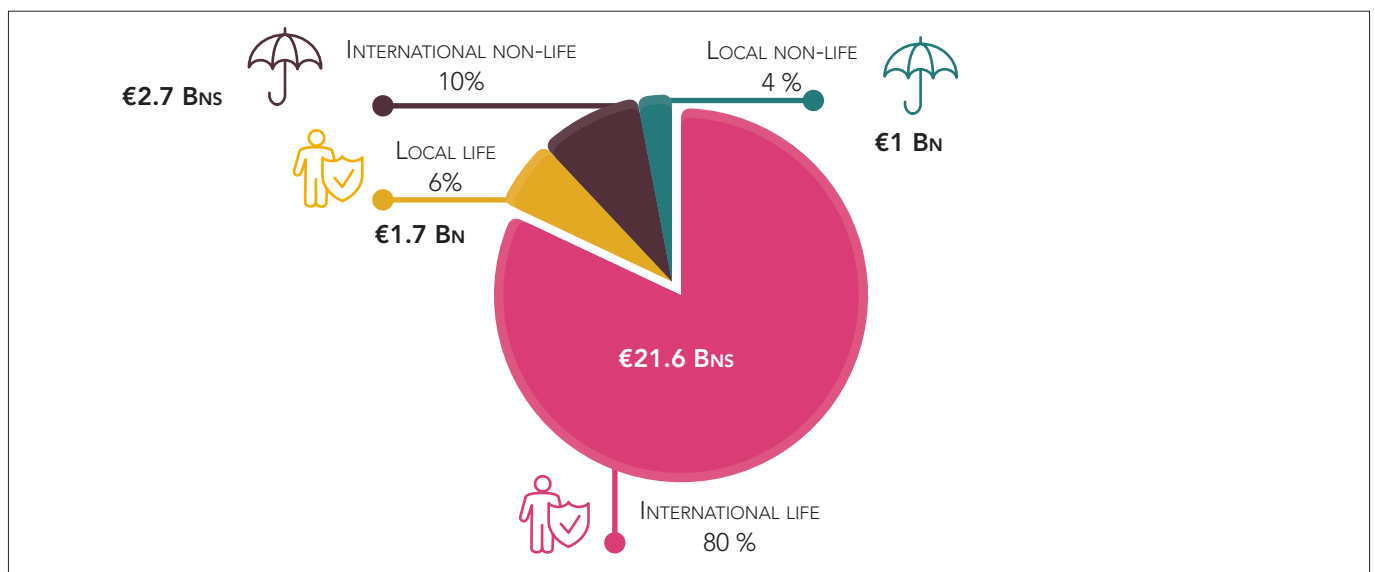
OVERALL PREMIUM INCOME INCREASED BY 1% WITH A TOTAL AMOUNT OF PREMIUMS COLLECTED AMOUNTING TO €27 BILLIONS IN 2018.

PREMIUMS COLLECTED IN LIFE INSURANCE IN LUXEMBOURG AND ABROAD PERFORMED WELL, THANKS IN PARTICULAR TO THE STRENGTH OF THE LOCAL MARKET (+9.1%). FoS PREMIUMS COLLECTED DURING FY 2018 AFTER A SHARP INCREASE IN FY 2017 REMAINED STABLE. IN THE NON-LIFE SECTOR, PREMIUMS COLLECTED LOCALLY AND INTERNATIONALLY GREW BY +6.1% AND +1.7% RESPECTIVELY.

### GENERAL INDICATORS



Direct Insurance Premiums - Source: ACA 2018



Source: Commissariat aux Assurances (CAA) 2018

LUXEMBOURG IS A KEY EUROPEAN INSURANCE PLACE.

LUXEMBOURG INSURANCE SECTOR IS DRIVEN BY LIFE BUSINESS. HOWEVER THIS WILL EVOLVE IN THE NEAR FUTURE FOLLOWING THE INTEGRATION OF NEW COMERS, MAINLY SPECIALISED IN NON LIFE INTERNATIONAL BUSINESS.

10<sup>th</sup>

Life Insurance Market in Europe

20<sup>th</sup>

Non Life Insurance Market in Europe

>7'000

employees in the luxemburgish insurance sector

97

Insurance Companies



45

Life Insurance Companies



49

Non Life Insurance Companies

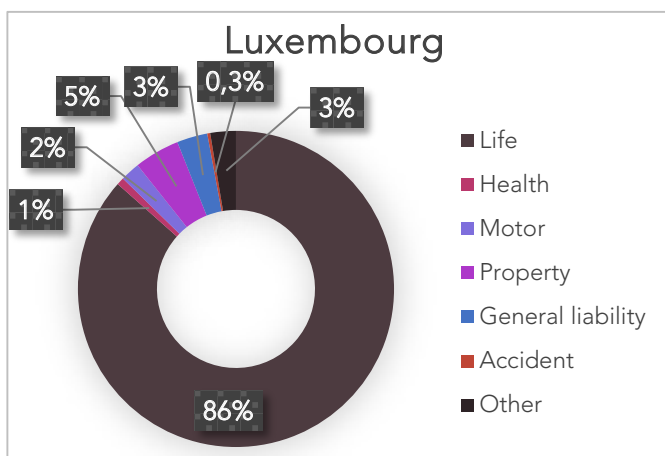


3

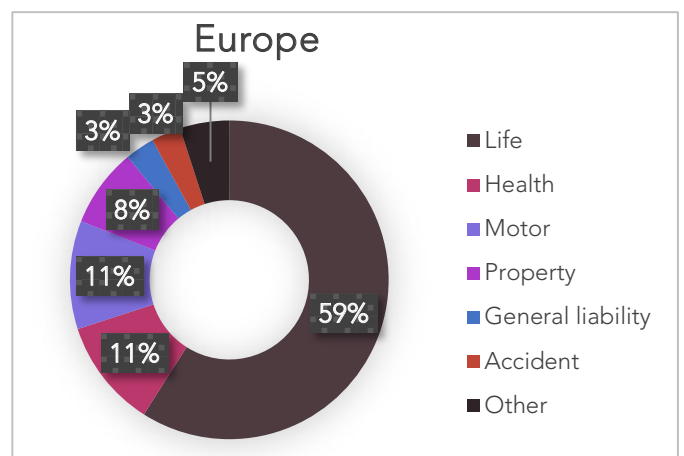
Life and Non Life Insurance Companies

Source: Swiss Re Sigma, CAA and ACA

## PRODUCT MIX




Source: ACA 2017



Source: Insurance Europe - Key figures 2017

# LIFE INSURANCE

## LOCAL LIFE BUSINESS



LIFE INSURANCE IN LUXEMBOURG AND ABROAD GREW BY 0.7% DURING FY 2018.

AT LOCAL LEVEL, WE OBSERVED A SIGNIFICANT INCREASE OF 28.9% IN GUARANTEED RETURN PRODUCTS (INCLUDING PENSION SAVINGS PRODUCTS - ARTICLE 111 BIS INCOME TAX LAW) AND A DECREASE IN UNIT-LINKED PRODUCTS (-18.3%).

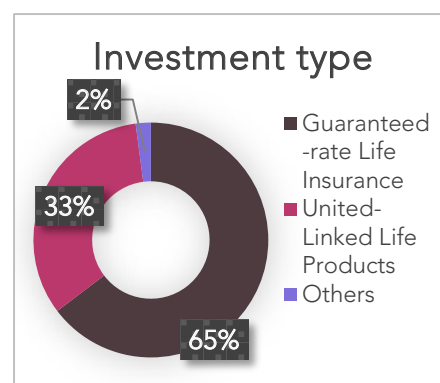
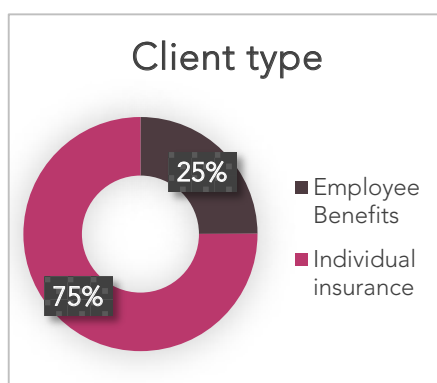
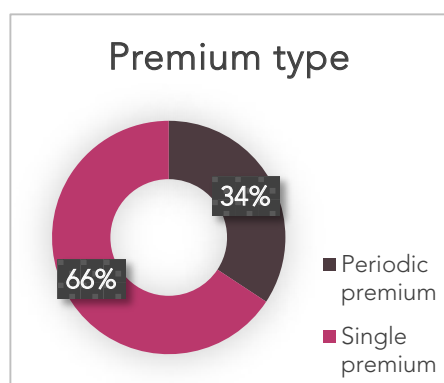
Type of Local Life Business	Premium (€ Ms)		Growth (%)	Indicator
	2017	2018		
<b>Premium Type</b>				
Periodic premium	524	588	12%	↗
Single premium	1'049	1'128	8%	↗
<b>Underwriting type</b>				
Group insurance	401	428	7%	↗
Individual insurance	1'172	1'288	10%	↗
<b>Investment type</b>				
Guaranteed-rate life-insurance	861	1'110	29%	↗
Life insurance unit linked	699	571	-18%	↘
Capitalisation products and others	13	35	169%	↗
<b>Total Life Insurance</b>	<b>1'573</b>	<b>1'716</b>	<b>9.1%</b>	<b>↗</b>

Source: ACA 2018

2018  
HIGHLIGHT

### SAVING PENSION PRODUCTS (art. 111 bis LIR)

- 📄 96'102 Contracts ↗ +18%
- 🏠 Total premium: €137 Mns ↗ +15%
- 🏠 Total Technical Provisions: €995 Mns



Source: ACA 2018

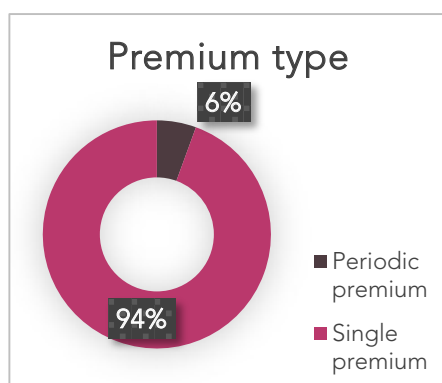


# INTERNATIONAL LIFE BUSINESS

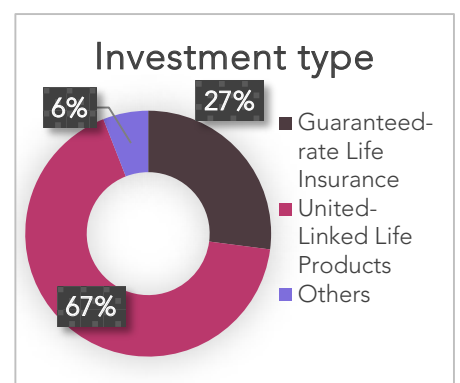
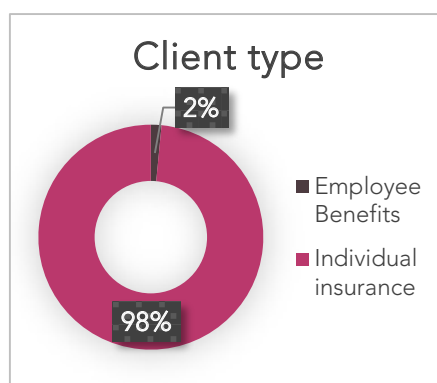
ON THE INTERNATIONAL MARKET, PREMIUM INCOME REMAINED STABLE IN 2018 (+0.1%) FOLLOWING AN EXCELLENT FY 2017. WE NOTE THE GOOD PERFORMANCE OF THE ITALIAN AND BELGIAN MARKETS, WHICH RECORDED A GROWTH OF 57.7% AND 16.8% RESPECTIVELY. FURTHERMORE, TOTAL OF TECHNICAL PROVISIONS ARE CLOSE TO €150 BNS EURO, REFLECTING THE ATTRACTIVENESS AND THE FINANCIAL STRENGTH OF LUXEMBOURG INTERNATIONAL LIFE INSURANCE.


Countries	Premium (€ Ms)		Growth (%)	Indicator	
	2017	2018			
European Union	France	8 873	8 085	-9%	↘
	Italy	3 880	6 120	58%	↗
	Belgium	1 446	1 690	17%	↗
	Germany	1 786	1 595	-11%	↘
	United Kingdom	1 614	685	-58%	↘
	Portugal	662	558	-16%	↘
	Spain	581	476	-18%	↘
	Sweden	599	273	-54%	↘
	Finland	369	198	-46%	↘
	Netherlands	72	124	72%	↗
	Others	200	184	-8%	↘
EEE countries	72	91	26%	↗	
Outside EEE countries	1 451	1 543	6%	↗	
<b>Total International Life Insurance</b>	<b>21 605</b>	<b>21 622</b>	<b>0.1%</b>	↔	

Source: ACA 2018



Source: ACA 2018





# NON LIFE INSURANCE

## LOCAL NON LIFE BUSINESS

NON-LIFE INSURANCE OVERALL MARKET GREW BY 2.8% DURING FY 2018 (+6.1% FOR THE LOCAL MARKET AND +1.7% FOR THE INTERNATIONAL MARKET).

IN LUXEMBOURG, «MOTOR» AND «PROPERTY» PRODUCTS RECORDED AN INCREASE OF 4.9% AND 10.5% RESPECTIVELY.

Local Non Life Insurance	Premium (€ Ms)		Growth (%)	Indicator
	2017	2018		
Motor	465	488	5%	↗
Property	260	288	11%	↗
Health	82	87	6%	↗
General liability	75	76	1%	→
Accident	26	27	4%	↗
Credit & Other	29	28	-3%	↘
<b>Total Local Non Life Insurance</b>	<b>937</b>	<b>994</b>	<b>6.1%</b>	<b>↗</b>

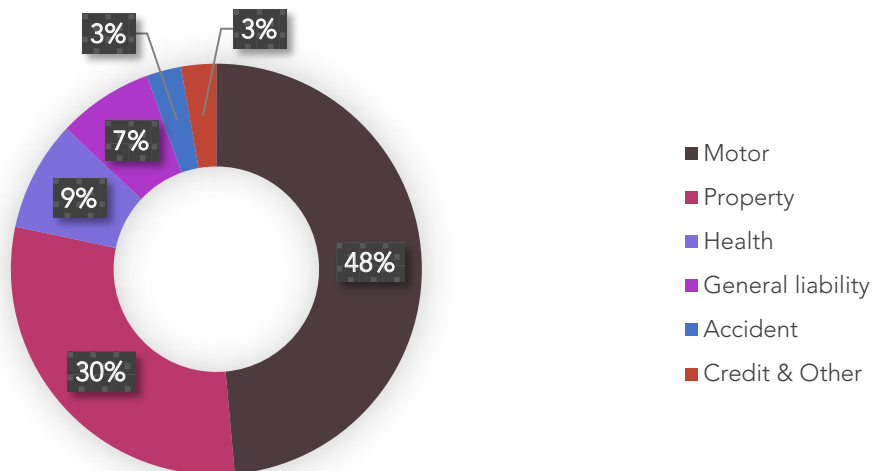
Source: ACA 2018

2018  
HIGHLIGHT

### THE FLOODING INSURANCE COVERAGE

- Total cost of claims: € 7,5 Mns
- 1'582 Claims
- >138'000 households covered

### Premium Local Non Life Business



Source: ACA 2018



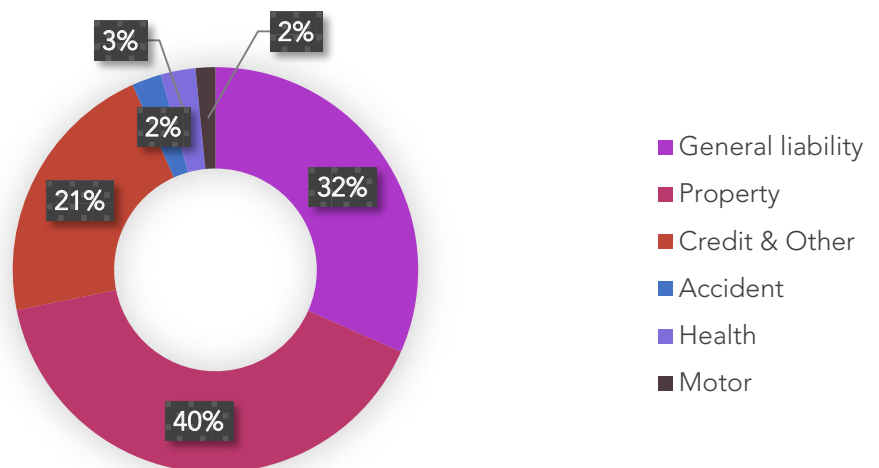
# INTERNATIONAL NON LIFE BUSINESS

INTERNATIONALLY, «GENERAL LIABILITY» AND «PROPERTY» PRODUCTS ENJOYED A GROWTH OF 11.7% AND 10.2% RESPECTIVELY. IT SHOULD BE NOTED THAT FOLLOWING THE DECISION OF THE UNITED KINGDOM TO LEAVE THE EUROPEAN UNION, SEVERAL COMPANIES ACTIVE IN THE NON-LIFE INTERNATIONAL MARKET HAVE CHOSEN TO SETTLE IN THE GRAND DUCHY OF LUXEMBOURG TO CONTINUE SERVING THEIR EU CLIENTS AFTER BREXIT.

International Non Life Insurance	Premium (€ Ms)		Growth (%)	Indicator
	2017	2018		
General liability	764	853	12%	↗
Property	985	1 096	10%	↗
Credit & Other	671	580	-14%	↘
Accident	55	64	16%	↗
Health	122	75	-39%	↘
Motor	69	42	-39%	↘
<b>Total International Non Life Insurance</b>	<b>2 666</b>	<b>2 710</b>	<b>1.7%</b>	↔

Source: ACA 2018

Premiums International Non Life Business per business line



Source: ACA 2018

Any reproduction must mention the source.



Follow us by signing up to our newsletter [News@ACA](mailto:News@ACA) on [www.aca.lu](http://www.aca.lu)

*2018 overall premium collection by the ACA members represents 96.1% of the insurance market in Luxembourg.*

*All ACA Luxembourg Insurance key figures 2018 cover the period 1<sup>st</sup> January 2018 to 31<sup>st</sup> December 2018 with provisional estimate for 4<sup>th</sup> quarter 2018.*



[www.aca.lu](http://www.aca.lu)



[@ACALuxembourg](https://twitter.com/ACALuxembourg)



[ACA Luxembourg](https://www.linkedin.com/company/aca-luxembourg)

**ACA - Luxembourg Insurance and Reinsurance Association**

12, rue Erasme, L – 1468 Luxembourg

Tel. : (+352) 44 21 44-1